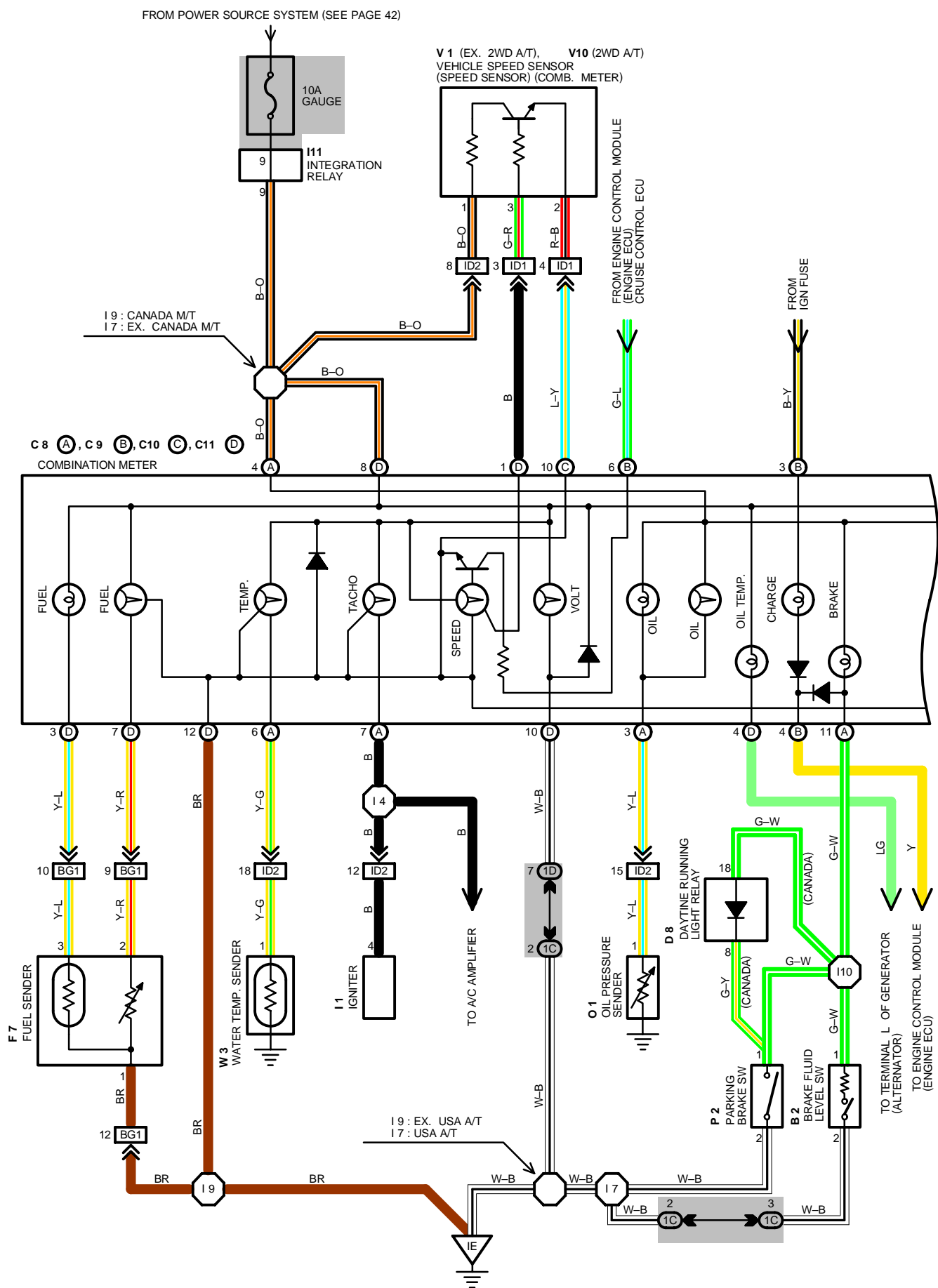
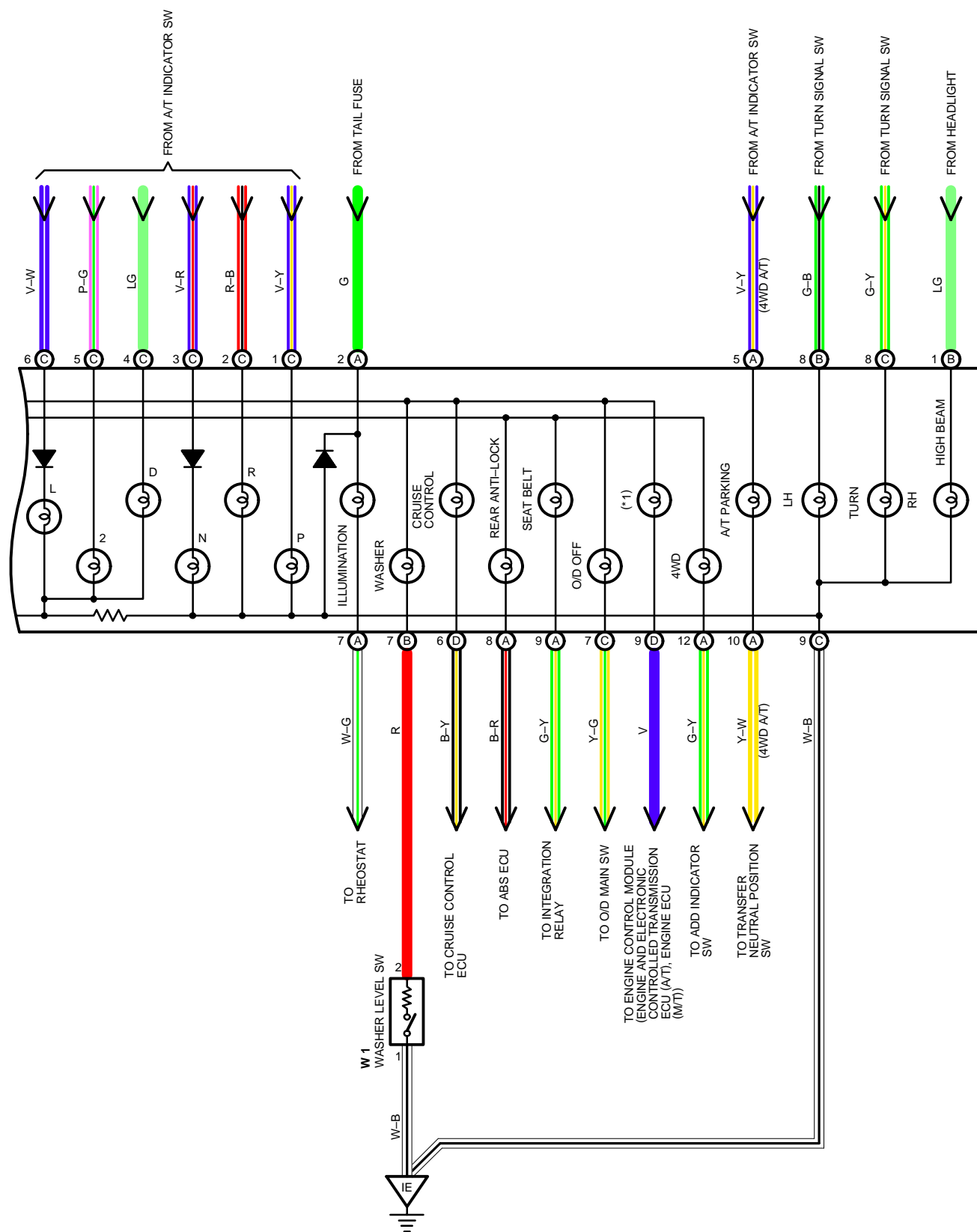


120



*1 : MALFUNCTION INDICATOR LAMP
(CHECK ENGINE WARNING LIGHT)



COMBINATION METER

SERVICE HINTS

- B 2 BRAKE FLUID LEVEL WARNING SW**
1-2 : CLOSED WITH FLOAT DOWN
- C 8, C 9, C10, C11 COMBINATION METER**
(A) 4, (D) 8-GROUND: APPROX. 12 VOLTS WITH IGNITION SW ON
(C) 9, (D) 10, (D) 12-GROUND: ALWAYS CONTINUITY
- P 2 PARKING BRAKE SW**
1-2 : CLOSED WITH PARKING BRAKE LEVER PULLED UP

⊖ : PARTS LOCATION

CODE	SEE PAGE	CODE	SEE PAGE	CODE	SEE PAGE
B 2	22	D 8	24	P 2	24
C 8	A 24	F 7	25	V 1	23
C 9	B 24	I 1	23	V10	23
C10	C 24	I11	24	W 1	23
C11	D 24	O 1	23	W 3	23

⊖ : JUNCTION BLOCK AND WIRE HARNESS CONNECTOR

CODE	SEE PAGE	JUNCTION BLOCK AND WIRE HARNESS (CONNECTOR LOCATION)
1C	20	COWL WIRE AND J/B NO. 1 (LEFT KICK PANEL)
1D		

⊖ : CONNECTOR JOINING WIRE HARNESS AND WIRE HARNESS

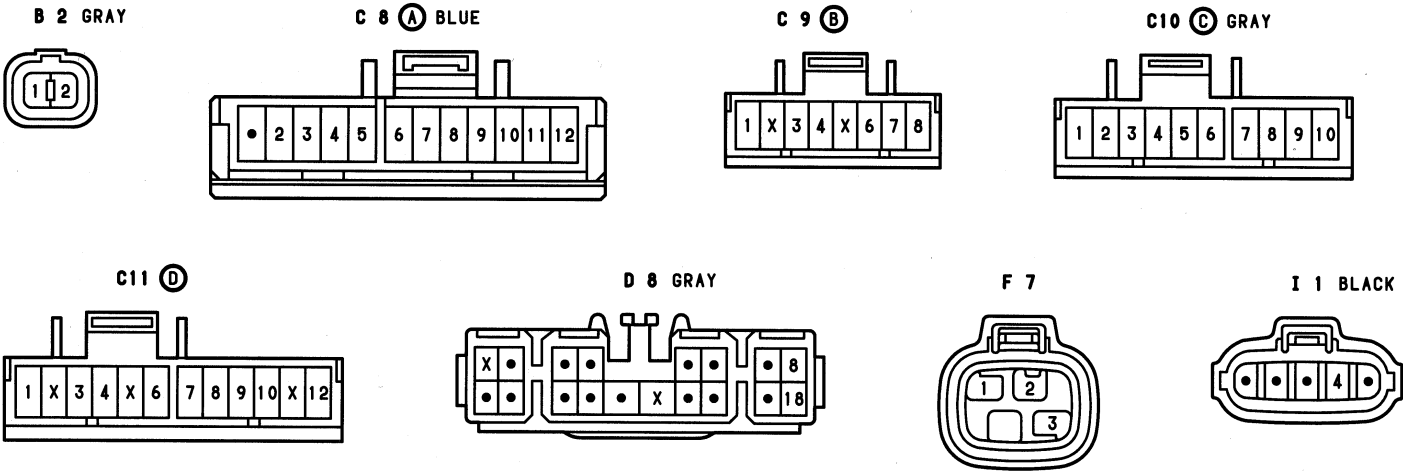
CODE	SEE PAGE	JOINING WIRE HARNESS AND WIRE HARNESS (CONNECTOR LOCATION)
ID1	28	ENGINE WIRE AND COWL WIRE (RIGHT KICK PANEL)
ID2		
BG1	30	FRAME WIRE AND COWL WIRE (UNDER THE PASSENGER'S SEAT)

▽ : GROUND POINTS

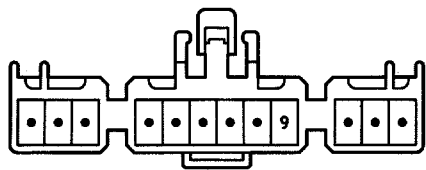
CODE	SEE PAGE	GROUND POINTS LOCATION
IE	28	LEFT KICK PANEL

⊖ : SPLICE POINTS

CODE	SEE PAGE	WIRE HARNESS WITH SPLICE POINTS	CODE	SEE PAGE	WIRE HARNESS WITH SPLICE POINTS
I 7	28	COWL WIRE	I10	28	COWL WIRE
I 9					



I 11



O 1 GRAY



P 2



V 1, V10 BLACK



W 1 BLACK



W 3 GRAY

